


[Home](#) | [Subscription Services](#) | [Books](#) | [Journals](#) | [Multimedia](#) | [Events](#) | [What's New](#) | [About Us](#) | [Contact Us](#) | [Help](#)

SEARCH

Quintessence Publishing: Books

Share Item:

NEW

Sign Up to Receive  
Quintessence Updates by  
Email

## BOOKS

[New Titles](#)  
[Top 8 Books](#)  
[View by Category](#)  
[Complete Book List](#)  
[QuintEssentials](#)  
[Monthly Special](#)  
[Forthcoming](#)  
[Catalog](#)  
[Printable Booklist \(PDF\)](#)  
[Examination Copy](#)  
[Libros en español](#)  
[Livres en français](#)

## SUBSCRIBER ACCESS

LOG IN

## ONLINE STORE

VIEW CART

Books

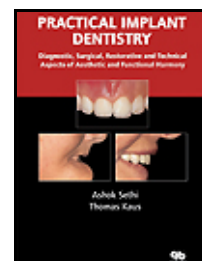
Journals

Videos and Multimedia


**Practical Implant Dentistry: Diagnostic, Surgical, Restorative and Technical Aspects of Aesthetic and Functional Harmony**
**Author(s)/Editor(s):** Sethi, Ashok and Kaus, Thomas

**Price:** \$ 162.00

**Stock #:** B8829

**Categories:** [Implant Dentistry](#), [Oral Maxillofacial Surgery](#), [Periodontics](#), [Prosthodontics](#)


1

Add

[We also  
recommend](#)
[Request  
Desk Copy](#)

The authors of this highly practical and clinically relevant book have drawn on both research evidence and their clinical experience with the surgical and restorative aspects of implant dentistry to provide decision-making guidelines and protocols that will help the practicing clinician achieve excellent esthetic and functional results. Full-color illustrations and detailed flowcharts facilitate understanding of clinical procedures and the various treatment options available, and checklists for specific stages of treatment ensure that the clinician follows proper protocol before advancing to the next phase of therapy. This step-by-step guide is an invaluable tool for practitioners who wish to incorporate implant dentistry into their practice.

**ISBN:** 1-85097-061-0

978-1-85097-061-3 , 9781850970613

288 pp; 540 color illus

**Contents**

Section I: Introduction and Assessment

- 1 Introduction
- 2 Patient Selection and Treatment Philosophy
- 3 Patient Assessment
- 4 Medical History
- 5 Additional Diagnostic Procedures
- 6 Anatomical Variations

Section II: Implant Placement: Surgery and Prosthodontics

- 7 Immediate Placement
- 8 Delayed Placement in Adequate Bone with Mature Ridge
- 9 Delayed Loading: Implant Exposure
- 10 Restorative Phase: Prosthetic Protocols

Section III: Augmentation: Hard and Soft Tissue Manipulation

- 11 Bone Expansion
- 12 Localized Onlay Bone Grafts
- 13 Extensive Bone Grafts
- 14 Posterior Maxilla
- 15 Posterior Mandible
- 16 Corrective Soft Tissue Surgery

**Preface**

This book is dedicated to friends and family — past, present and future.

In appreciation of those who made us who we are. In gratitude to those whose support we have now. In anticipation of those whose paths we may touch.

Conceptually the replacement of a missing tooth by means of an implant is attractive for several reasons:

- It is functionally and aesthetically superior to any other form of restoration.
- It replaces the tooth in a manner that closely resembles its missing natural predecessor.
- The implant-supported restoration can be independent of the adjacent teeth.
- It is therapeutically attractive because it will stimulate the bone and induce an increase in density in response to functional load.

This book offers a practical and pragmatic approach to implant dentistry, outlining predictable

This book offers a practical and pragmatic approach to implant dentistry, outlining predictable protocols for each stage. Our aim is to present guidelines to assist the clinician during decision-making. The illustrations are designed to facilitate the comprehension of the clinical procedures. The flowcharts are designed to provide an understanding of the procedures and the various available pathways. We hope the flowcharts will make clear the treatment options available and help visualise each stage within the overall treatment plan. There are checklists for certain stages to ensure that the relevant points have been adequately addressed before embarking on the next stage.

Coalescing the art and science of implant dentistry, this book aims to eliminate compromise in a rational and methodical manner. It aims to make implant dentistry a predictable field that can be brought within the reach of the clinician. The protocols outlined are based on clinical experience in a practice wholly dedicated to the surgical and restorative aspects of implant dentistry. It is not intended to cover every technique available to the clinician in this field, but rather to present a limited number of options, which are evidence-based, efficient in terms of time and predictable in terms of outcome. These protocols, with high success rates and excellent aesthetic and functional outcome, are presented in a manner that simplifies the decision-making process. We are confident that the clinician who follows the protocols outlined here and who has a thorough understanding of their principles will be able to carry out treatment to the benefit of the patient.

For the patient, restoring a gap with an implanted tooth that is aesthetically and functionally close to that which nature had intended has far-reaching benefits. It restores health and function, thus preventing the harm that results from the loss of function. Furthermore, it must not be overlooked that the aesthetics are also restored. The mouth, after all, is the organ that is the centre of communication and therefore critical to how we present ourselves to our fellow human beings.

This book hopes to encompass the many disciplines that contribute to implant dentistry. It is not the purpose of this book to teach basic sciences, such as physiology, anatomy or pharmacology. We have assumed that clinicians entering this field will be familiar with both the surgical and restorative aspects of dentistry as well as the basic sciences. Clinicians who hope to practise implant dentistry must be familiar not only with the restorative and surgical aspect of treatment, but must understand the management of patients. Understanding the needs and expectations of patients within the framework of their general health and well-being is fundamental to the successful outcome of treatment. The general dental practitioner, adequately trained, is well suited for providing patients with implant treatment.

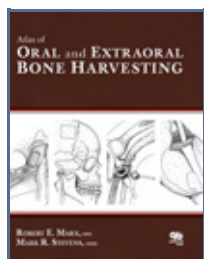
"Medical education is not completed at the medical school: it is only begun." (William H. Welch, MD [1850–1934].)

Ashok Sethi, BDS, DGD (UK), MGDSRCS (Eng), DUI (Lille), FFGDP (UK)

Thomas Kaus, Dr Med Dent (FRG)

© 2005

#### We also recommend:




**Title:** Atlas of Oral and Extraoral Bone Harvesting

**Author:** Marx, Robert E. and Stevens, Mark R.

[Click here to view product information](#)

#### Customers who bought this title also bought:



**Title:** Surgical Manual of Implant Dentistry: Step-by-Step Procedures

**Author:** Buser, Daniel; Cho, Jun Y.; Yeo, Alvin

[Click here to view product information](#)

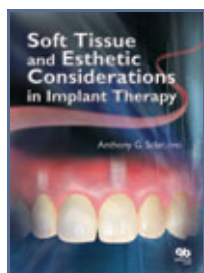


**Title:** ITI Treatment Guide, Vol 1: Implant Therapy in the Esthetic Zone for Single-Tooth Replacements

**Author:** Buser, Daniel; Belser, Urs; Wismeijer, Daniel



[Click here to view product information](#)



**Title:** Soft Tissue and Esthetic Considerations in Implant Therapy

**Author:** Sclar, Anthony G.

[Click here to view product information](#)



[Back to Publications and Multimedia](#)

**For Further Inquiries:**  
[contact@quintbook.com](mailto:contact@quintbook.com)

© 2012 Quintessence Publishing Co, Inc

[HOME](#) | [SUBSCRIPTION SERVICES](#) | [BOOKS](#) | [JOURNALS](#) | [MULTIMEDIA](#) | [EVENTS](#) | [WHAT'S NEW](#)  
[TERMS OF USE](#) | [PRIVACY POLICY](#) | [ABOUT US](#) | [CONTACT US](#) | [HELP](#) | [SITEMAP](#) | [CATALOG](#)